

Zones K - Proposed Extension of Hours: Informal Consultation Results (March 2023)

Informal consultation was carried out via letter drop to all properties within Controlled Parking Zone K, between Friday 3rd and 24th February 2023.

The consultation was based on whether residents and businesses supported proposals to extend the operational hours of the zones

From: Monday to Saturday 8am to 6.30pm with Match Day Hours

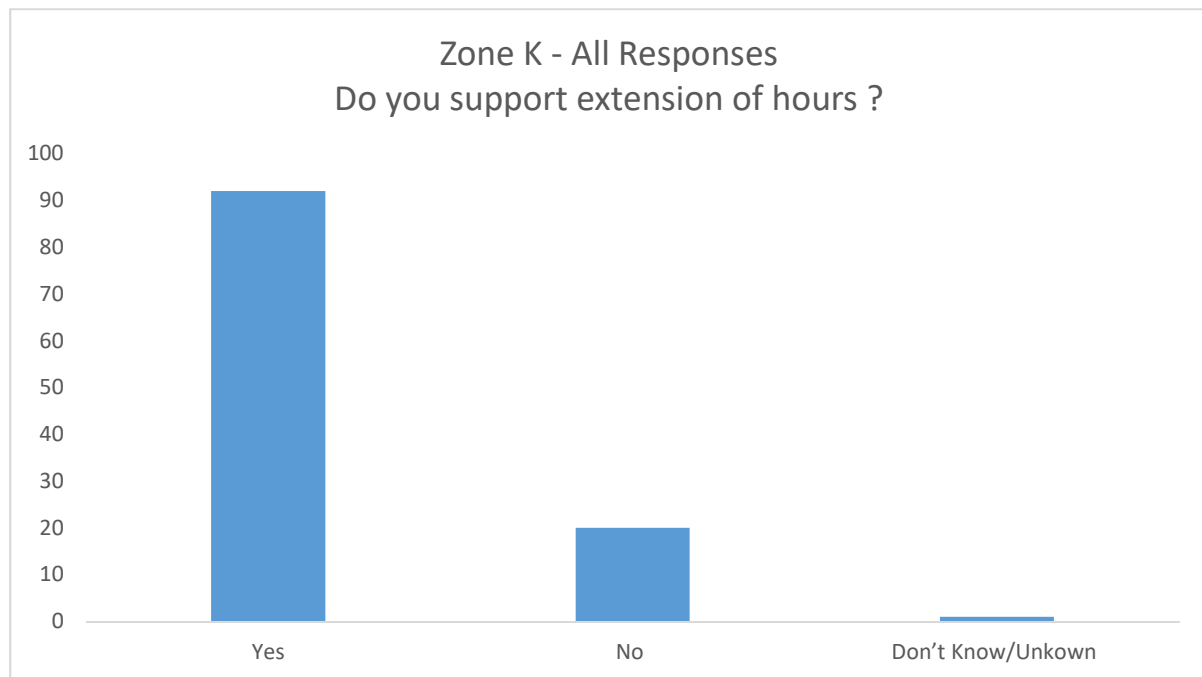
To: Monday to Sunday 8am to 10pm.

(Match Day Hours occur on first team match days of Watford Football Club between the following hours: Weekday evenings: 6pm to 10pm & Sundays 1pm to 6.30pm)

Headline Data

Zone K: Letters Posted 936 – 113 Responses (Response Rate 12%)

Do you support extended hours? **Yes 81% No 18% Blank/Not known 1%**



Responses by property/occupier type

Zone K of the 113 responses 111 were residential and 2 were from businesses.

Receipt of responses

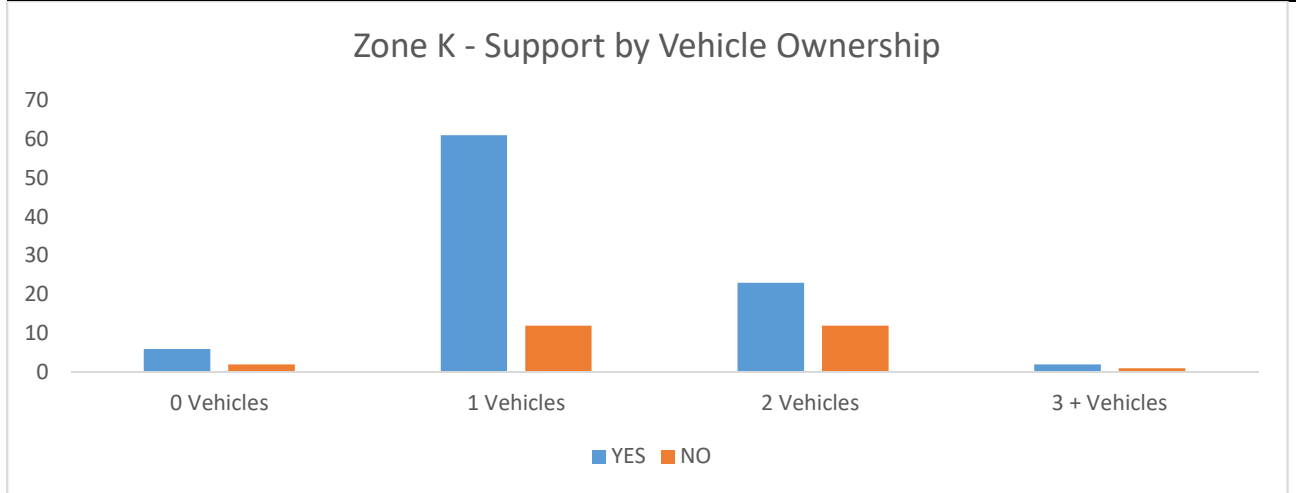
Zone K of the 113 responses 77 were received by email and 36 by post

Zone K Response Rate by Street Name

Street	No of Properties in Street	Responses % Response Rate	Do you support proposals?		
			Yes	No	Blank/Not known
Aynho Street	13	2 (15%)	2	0	0
Banbury Street	26	5 (19%)	5	0	0
Benskin Road	107	18 (17%)	16	1	1
Brightwell Road	87	7 (8%)	5	2	0
Hagden Lane (No's. 1 to 33 and No's. 2 to 98)	84	6 (7%)	5	1	0
Harwoods Road (No's. 2 to 134 and No's. 1 to 101)	135	15 (11%)	10	5	0
Holywell Road	92	10 (11%)	9	1	0
Oxford Street	68	11 (16%)	9	2	0
Rose Gardens	42	4 (10%)	2	2	0
Souldern Street	67	19 (28%)	16	3	0
Vicarage Road (No's. 32 to 100 and No's. 91 to 207)	180	7 (4%)	5	2	0
Willow Lane (No's. 2 to 44)	35	9 (26%)	8	1	0
TOTAL	936	113 (12%)	92 (81%)	20 (18%)	1 (1%)

Zone K Level of support by vehicle ownership

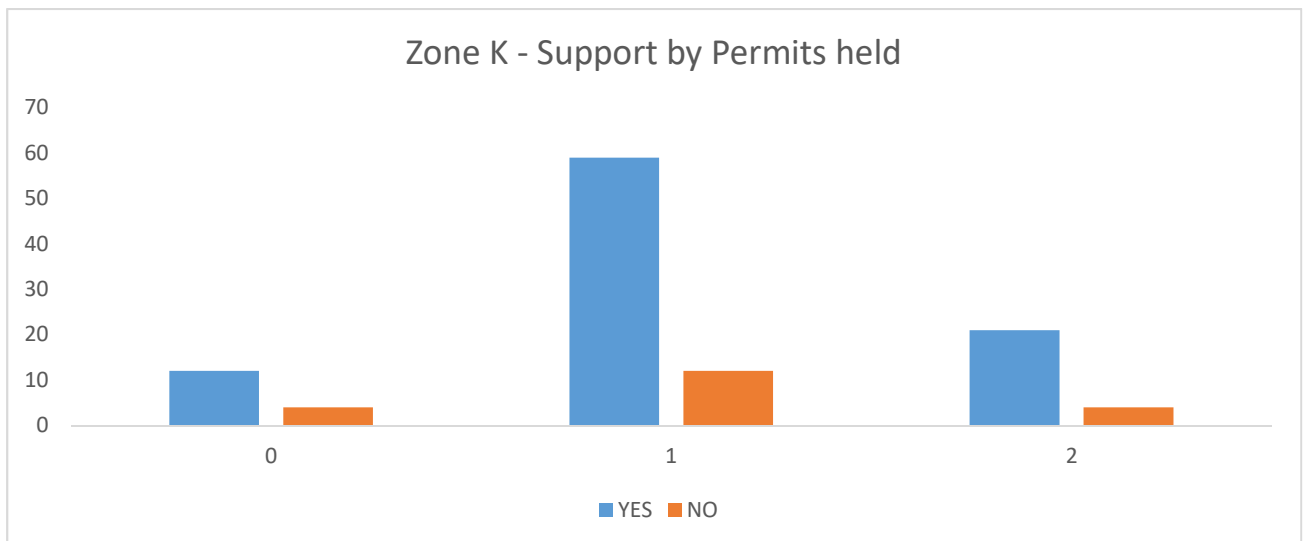
No of Vehicles Owned	Responses	Do you support proposals?		
		Yes	No	Blank/Not known
0	8	6	2	0
1	73	61	12	0
2	28	23	12	5
3 or 4	4	2	1	1



Note: (Blank/Not known) not shown excluded from graph.

Zone K Level of support by number of permits held

No of Permits	Responses	Do you support proposals?		
		Yes	No	Blank/Not known
0/Blank	17	12	4	1
1	71	59	12	0
2	25	21	4	0



Zone K Total Number of Vehicles Owned from all survey respondents

142 (Average vehicle ownership from survey respondents 1.3)

121 Parked ON Street, 28 Parked OFF Street (note some respondents would tick both on and off street use)

Properties within Zone K, have been advised by letter, dated 15th March 2023, of the results of the informal consultation.

ENDS